

INVESTOR PRESENTATION

November 2020



Forward Looking Statements and Non-GAAP Financial Measures



All financial references are expressed in C\$ unless otherwise noted.

This presentation contains statements and estimates that may constitute forward-looking statements under the applicable securities laws. Readers are cautioned against placing undue reliance on forward-looking statements. All statements herein, other than statements of historical fact, may be forward-looking statements and can be identified by the use of words such as “will”, “estimate”, “anticipate”, “expect”, “should”, “may”, “pursue”, “explore” and similar references to future periods.

Forward-looking statements in this presentation include, but are not limited to, statements relating to our current intent, belief or expectation with respect to: domestic and international market conditions, demands and growth; economic conditions; our growth, marketing, product, wholesale, operational and capital allocation plans and strategies including, but not limited to, our dividend plan; our expected operating results; our competitive position and expectations regarding future competition; fibre availability and regulatory developments; the impact of the COVID-19 pandemic; the anticipated closing of the transaction with Huumii Ventures Limited Partnership and the sale of additional incremental ownership interest in TFL 44 LP and Alberni Pacific Limited Partnership in the future.

Although such statements reflect management's current reasonable beliefs, expectations and assumptions regarding the future of our business, future plans and strategies, projections, anticipated events and trends, the economy and other future conditions, there can be no assurance that forward-looking statements are accurate, and actual results and performance may materially vary. Many factors could cause our actual results or performance to be materially different including: economic and financial conditions, international demand for forest products, competition and selling prices, international trade disputes, changes in foreign currency exchange rates, labour disputes and disruptions, natural disasters, relations with First Nations groups, the availability of fibre and allowable annual cut, developments and changes in laws and regulations affecting the Company or the forestry industry, changes in the price of key materials for our products, changes in opportunities, future developments in the COVID-19 pandemic and other factors discussed in the Company's annual MD&A, which is available on our website at www.westernforest.com. The foregoing list is not exhaustive, as other factors could adversely affect our actual results and performance. Forward-looking statements are based only on information currently available to us and refer only as of the date hereof. Except as required by law, we undertake no obligation to update forward-looking statements.

During the course of this presentation, certain non-GAAP financial information will be presented. Definitions and reconciliation of terms can be found in the Company's annual and quarterly MD&A for Western Forest Products Inc. (the “Company”).

Section 1:

Company Snapshot



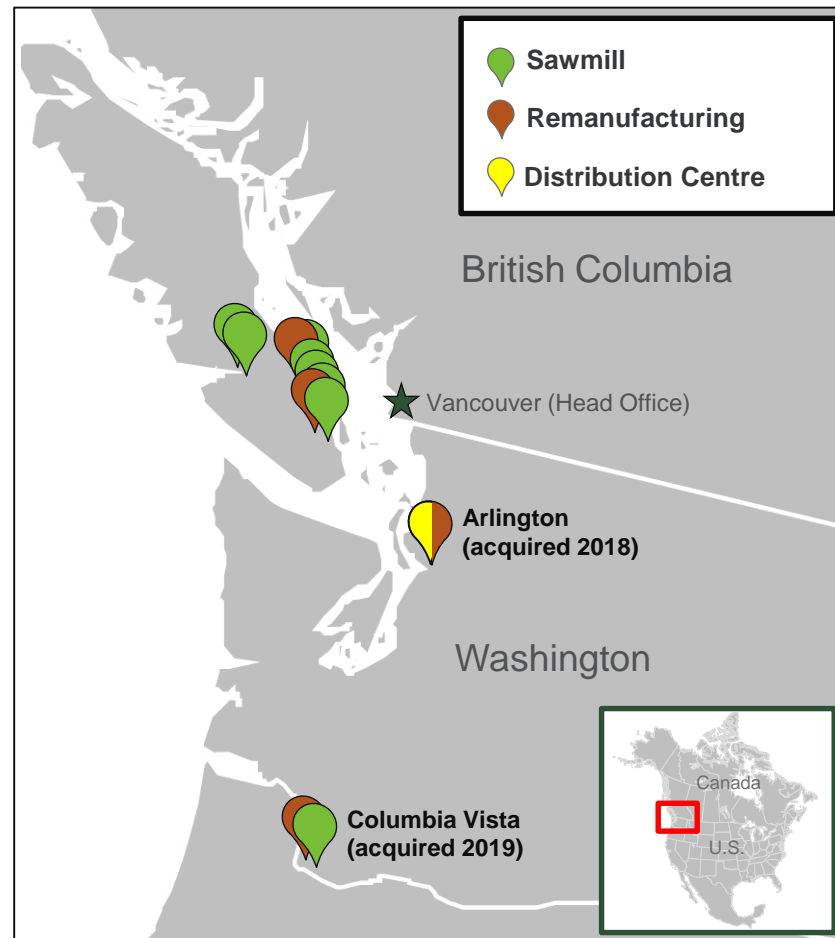
Investment Highlights

- ✓ Margin-focused strategy with exposure to growing lumber demand
- ✓ High-value, diverse products serving global markets
- ✓ Business of scale and leader in our key markets
- ✓ Strong financial position and liquidity
- ✓ Specialty product focus provides greater earnings stability compared to commodity lumber peers
- ✓ Superior timber asset base and secure fibre supply
- ✓ Committed to enhancing and growing shareholder value

Western is well-positioned to capitalize on improving market fundamentals

Operations Snapshot

- Margin-focused, specialty lumber company
 - Leading cedar lumber, timbers and Japan square manufacturer in North America
- Serve global markets from Coastal B.C. and Washington
- Expanded operations into the U.S. Pacific Northwest in 2018 and 2019
- Lumber capacity in excess of one billion board feet at eight sawmills
- Four remanufacturing facilities and a distribution centre



See Appendix for detailed listing of sawmills and remanufacturing facilities

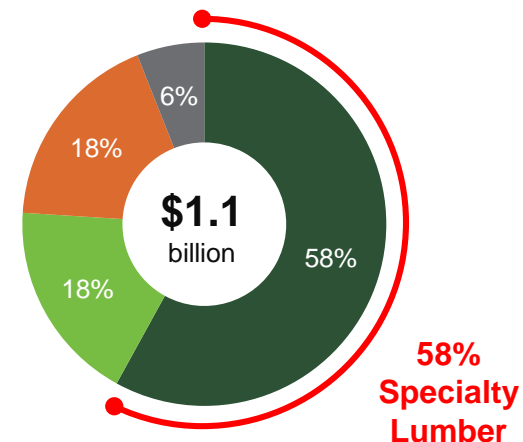
Strategically located manufacturing locations with secure fibre supply

Financial Snapshot

- 5-Year average annual revenue¹ of \$1.1 billion
- 5-Year average annual EBITDA¹ of \$112 million
- Market cap. of ~\$370 million²
- Well capitalized balance sheet
 - Net debt to capitalization of 20% (at end of Q3-20)
 - \$127.9 million in available liquidity (at end of Q3-20)

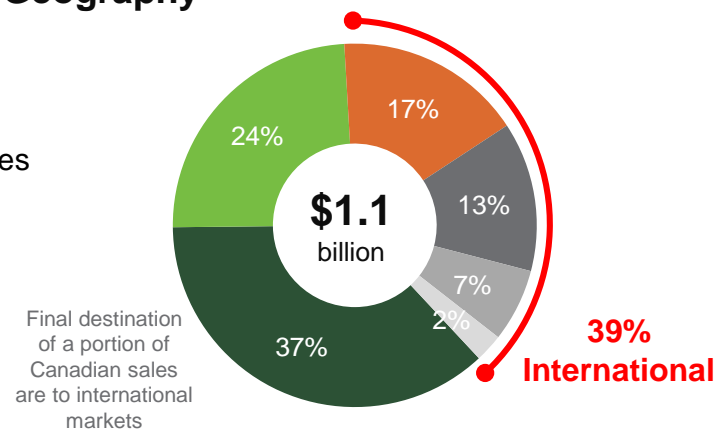
Annual Sales by Product¹

- Specialty Lumber
- Commodity Lumber
- Logs
- By-products



Annual Sales by Geography¹

- Canada
- United States
- China
- Japan
- Other
- Europe



(1) 5-year average from 2015 to 2019, including strike impacted 2019
 (2) Based on closing share price of \$0.98 on November 25, 2020

Executing on Long-term Strategic Priorities

Explore Opportunities

- Pursue margin-focused business opportunities and acquisitions
- Grow wholesale lumber business
- Growth opportunities in the U.S. Pacific Northwest and specialty wood products

Grow the Base

- Optimize operations to improve margins
- Targeted, high-margin products of scale to selected customers
- Non-capital margin improvement and growth initiatives

Strengthen Foundation

- Strategic capital investments
- Invest in people and systems
- Mutually beneficial relationships with First Nations

Focus on growing long-term shareholder value

Section 2:

Company Updates



Business Update



COVID-19

- Implemented strict health and safety protocols across our business
- Taken prudent measures to protect our balance sheet and liquidity
- Will continue to align our production volumes to match market demand while first and foremost ensuring the health and safety of our employees
- Designated as an essential industry

Balance Sheet and Liquidity

- Net debt at the end of Q3-20 was \$119.4 million (net debt to capitalization ratio: 20%)
- Available liquidity of \$127.9 million at the end of Q3-20
- \$250 million credit facility; matures August 2022
 - Includes an accordion feature that allows Western to increase the aggregate amount available to \$350 million, subject to lender approval

Additional Sources of Potential Liquidity

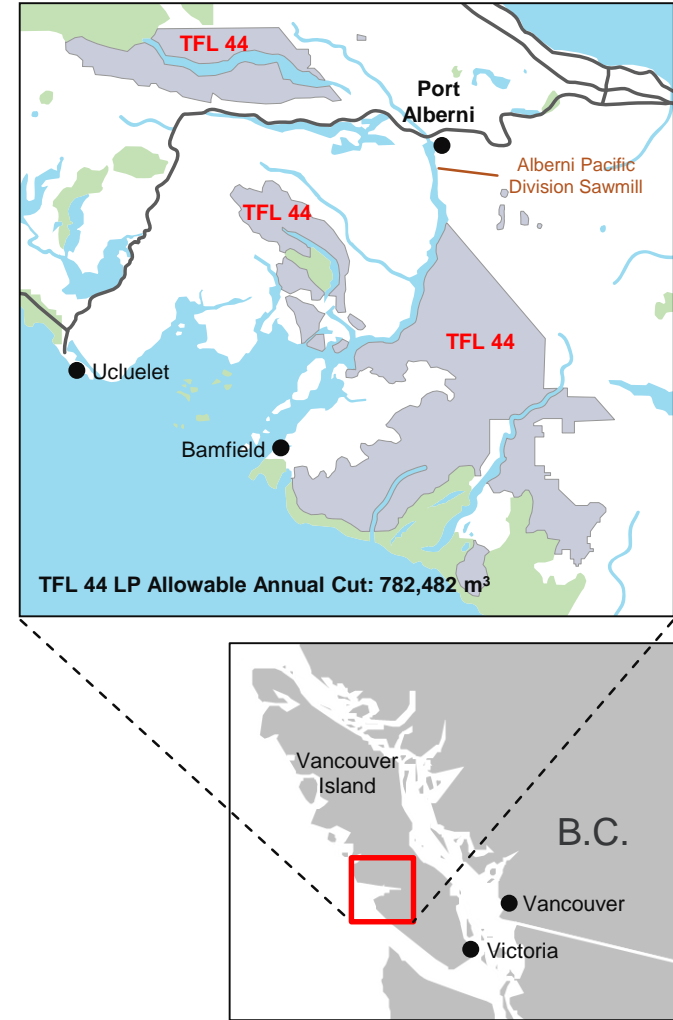
- TFL 44 LP sale to the Huumiis Ventures Limited Partnership
- Other non-core assets (Orca quarry, private timberlands, non-core lands)
- First Nations partnerships

Liquidity and debt reduction remains a key priority and near-term focus and we continue to explore all opportunities to strengthen our balance sheet

Strengthen the Foundation: Strategic Partnerships with Huu-ay-aht First Nations



- In March 2019, Western completed the sale of a 7% ownership interest in TFL 44 LP to Huumiis Ventures Limited Partnership (“HVLP”)¹ for \$7.3 million
 - TFL 44 LP consists of certain assets and liabilities of Western’s Port Alberni Forest Operation, including TFL 44
- In March 2020, Western announced the sale of an incremental 44% ownership interest in TFL 44 LP, and a 7% ownership interest in a newly formed LP that will own the Alberni Pacific Division Sawmill, to HVLP for \$36.2 million
 - TFL 44 LP ownership at closing: HVLP 51% | Western 49%
 - Western may sell to other area First Nations up to a further 26% ownership interest in TFL 44 LP, post closing
 - Long-term log agreement to continue to supply Western’s coastal manufacturing operations
 - Closing is subject to customary closing conditions, financing, and certain third-party consents



(1) Limited partnership beneficially owned by Huu-ay-aht First Nations

Continue to explore mutually beneficial relationships with First Nations

Growing the Business: Strategic Marketing and Branding Initiatives



- Increase our access to North American Home Centre and Pro-Dealer sales channels
 - Greater access to the growing repair and remodel lumber segment
- Working with our customers and investing in marketing to drive demand
 - Specialty branding and marketing initiative opportunities for cedar products
- Estimate that 40% of cedar is consumed in the Home Centre segment
 - Growth opportunity for WFP
- New product branding

Western Red Cedar Branding Initiatives



- An exclusive Home Centre brand covering all products
- Targeting end-users and contractors



- Appearance grade residential products (decking, siding, outdoor living)
- Targeting end-users through the distribution and pro-dealer channels



- 4x6 and larger products marketed to residential and industrial markets
- Targeting industrial and distribution customers

Growth opportunity for targeted specialty products for our customers

Growing the Business: Wholesale Lumber Business Unit




- Form strategic agreements with global suppliers, enabling WFP to broaden the scope of our specialty products offerings
- Will enable WFP to offer an expanded product line that delivers greater value to our customers
 - Will make our existing business and product offerings stronger
- New products will originate in the U.S., Asia, Europe and Canada
 - Comprised of finished products, as well as lumber products that could be further processed at Arlington or with other strategic remanufacturing partners
- Leverage our Arlington centralized warehousing and distribution centre to effectively service our selected U.S. customers
- In 2019, more than doubled wholesale lumber shipments to 34 million board feet compared to 2018

Growing global supply of targeted specialty products for our selected customers

Growing the Business: Acquisition of Columbia Vista



- Acquired February 2019 for \$37.7 million, including working capital
- Located in Vancouver, Washington
- Focuses production on Douglas fir specialty products for Japanese and U.S. markets
 - Complements our B.C. hemlock business into Japan
- Annual lumber production: ~60 million board feet
- Columbia Vista's former owner working with Western in a consulting capacity



Growing our operations in the U.S. Pacific Northwest

Growing the Business: Arlington, Washington Lumber Distribution and Processing Centre



Overview


- Acquired January 2018 for \$11.6 million
- 18 acre distribution and processing facility
- 170,000 square feet covered storage
- Rail spur on site serviced by BNSF

Fits With Our Lumber Sales Strategy

- Centralized warehousing and distribution near the high value U.S. west coast corridor
- Increase production of targeted specialty products and expanded finishing capacity
- Increase margins by growing the sale of finished products, closer to the end customer

Capital Improvements

- Site and infrastructure improvements completed in Q2-2018, enabling distribution activity to commence from the site
- Equipment upgrades completed in Q1-2019; secondary processing commenced



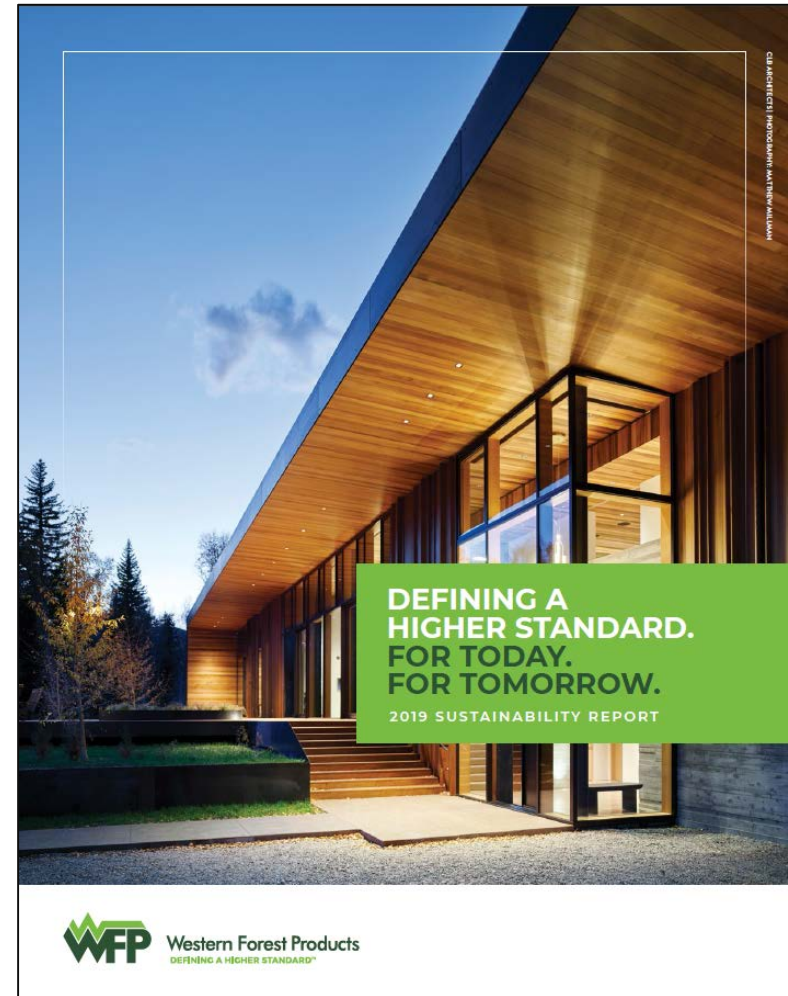
Arlington creates centralized distribution and growth in finished products

2019 Sustainability Report

Environmental, Social and Governance Commitment



- Expanded 2nd annual sustainability report based on feedback from stakeholders
- Highlights Western's commitment to:
 - Health and safety for our employees, contractors and communities in which we operate
 - Developing and manufacturing sustainable products
 - Strong governance and diversity
 - Sustainable forestry management
 - Commitment to working with our employees, First Nations, communities and stakeholders
- Will look to expand on carbon lifecycle modeling in future reports



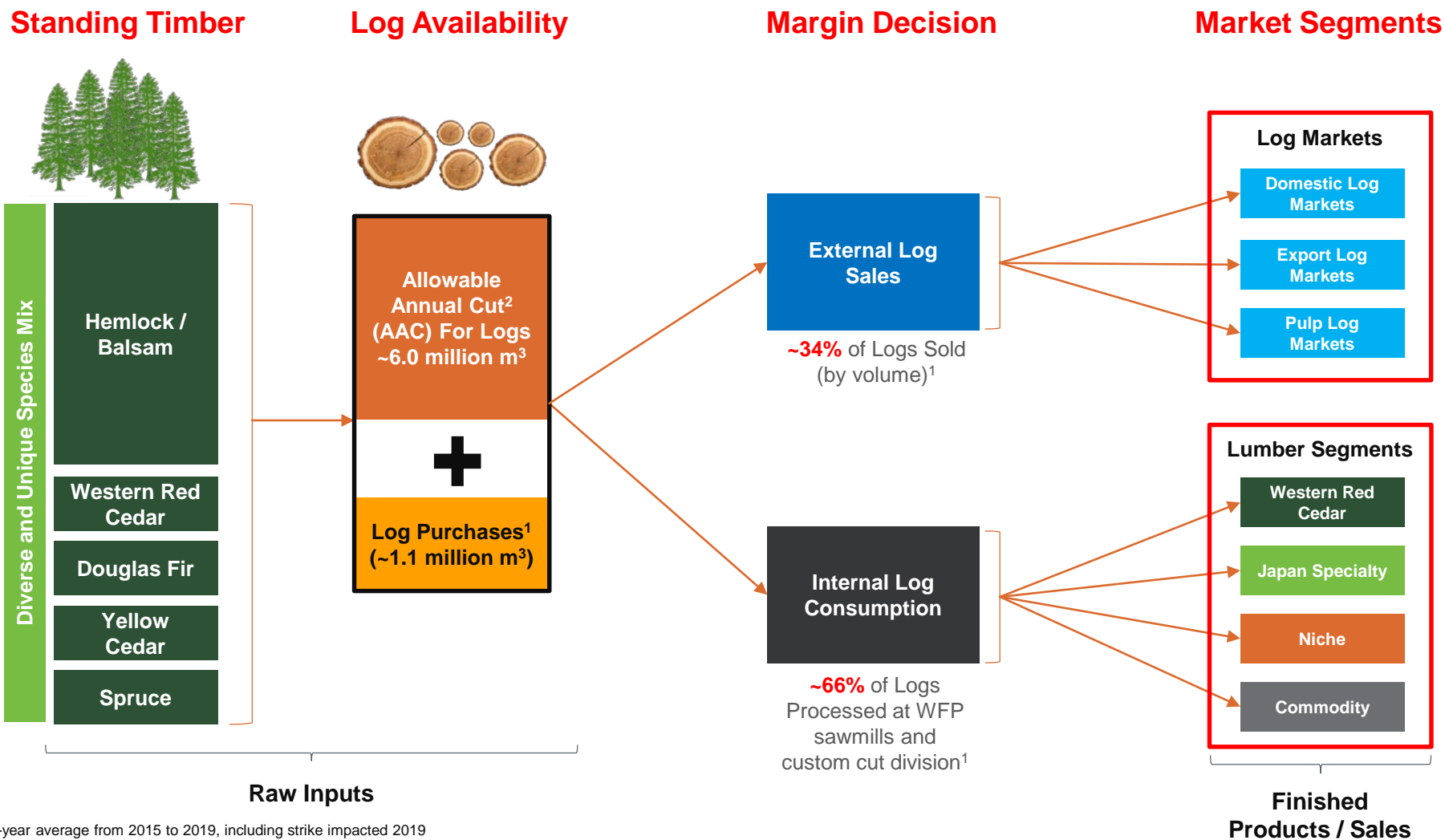
Western is committed to defining a higher standard on ESG

Section 3:

Company Overview



Margin Strategy / Fibre and Processing Flow Chart



(1) 5-year average from 2015 to 2019, including strike impacted 2019

(2) As of December 31, 2019

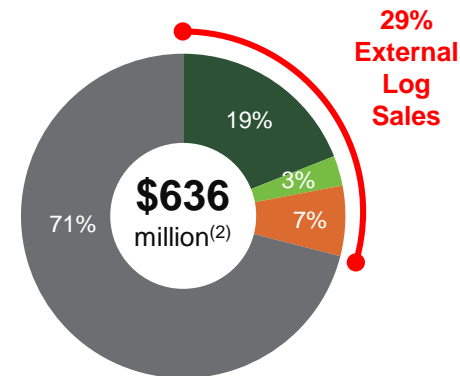
Timber resource is directed to highest margin opportunity

Log Markets Determine Margin Decision

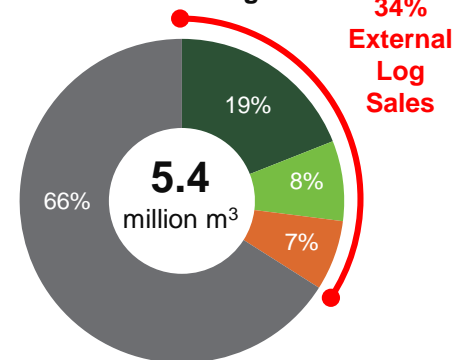
External Log Sales

Log End Market	Description	Primary Target Geographies
WFP Sawmills	<ul style="list-style-type: none"> Western's sawlogs consumed by internal manufacturing operations Internal log supply supplemented by open market purchases to maximize margin 	
Domestic	<ul style="list-style-type: none"> Includes sawlogs, peelers (for engineered wood applications) and shingle logs sold through contractual commitments and open market transactions 	
Pulp Logs	<ul style="list-style-type: none"> Volumes committed under long-term fibre supply agreements Commitments met through internal log supply, supply contracts and open market pulp log purchases 	
Export	<ul style="list-style-type: none"> Represents log sorts produced in excess of internal mill requirements Historically command premium prices due to strong demand Transportation optimization 	

Logs by Value
5-Year Average¹



Logs by Volume
5-Year Average¹



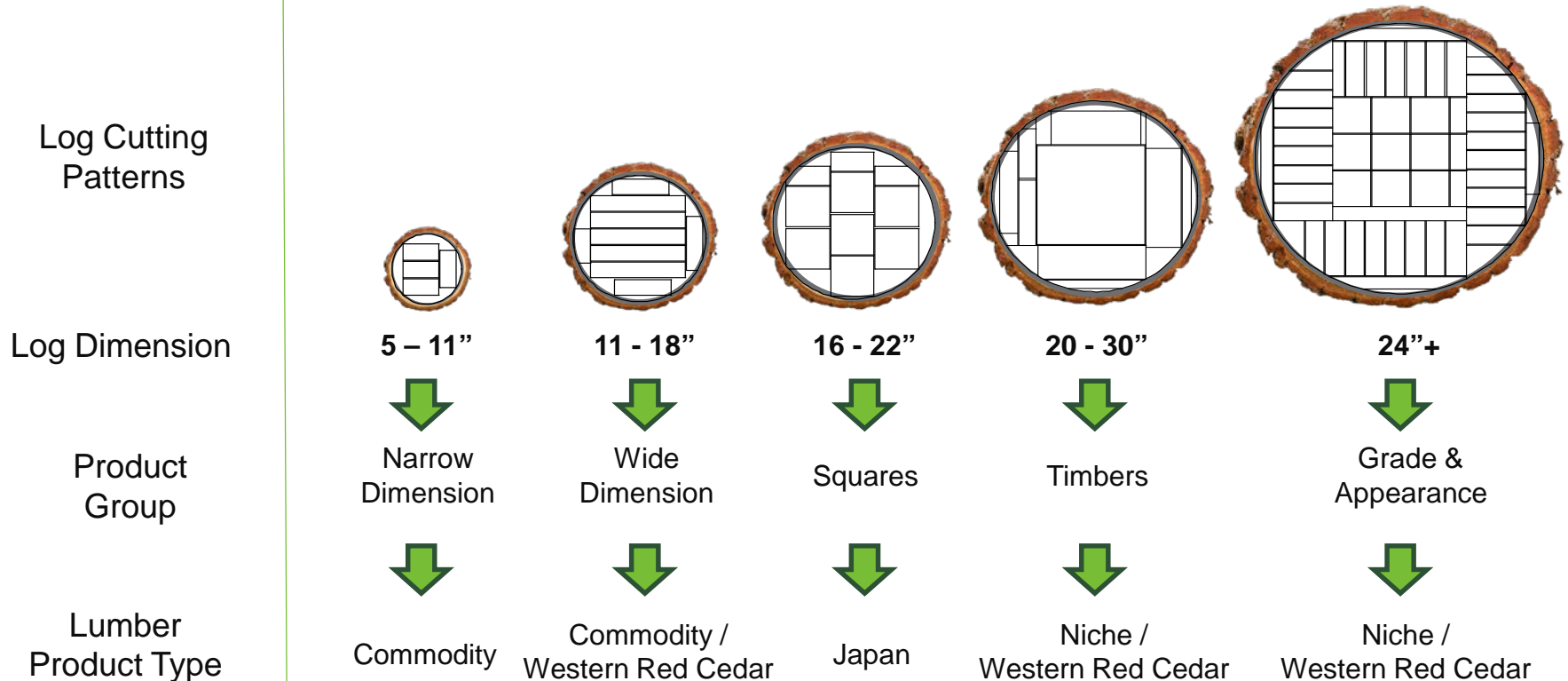
(1) 5-year average (2015 to 2019), including strike impacted 2019, based on total external log sales and internal log consumption, including purchased logs. Internal transfer values based on Vancouver Log Market prices
 (2) Net of freight and fee in lieu

Directing log volume to highest margin opportunity

Manufacturing and Sales



Log diameter and margin determines lumber products manufactured



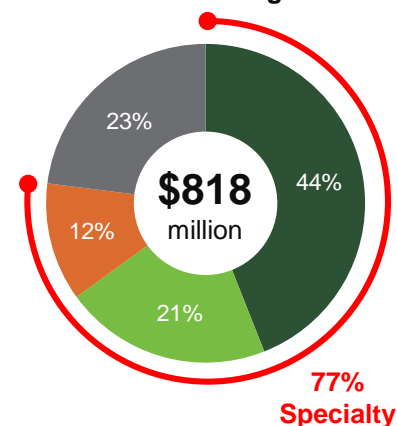
Flexible manufacturing platform presents unique opportunity to create margin

Diversified Lumber Product Offering

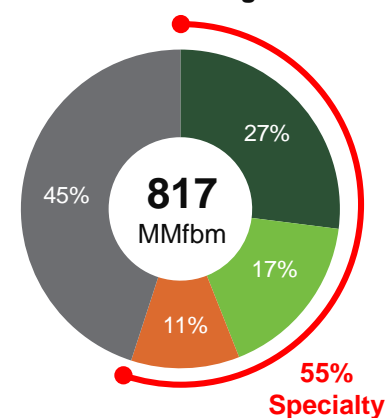
Specialty Products

Lumber Products	Description	Primary Target Geographies
Western Red Cedar	<ul style="list-style-type: none"> Consumer-orientated products Premier softwood for external applications Naturally durable 	 Global
Japan Specialty	<ul style="list-style-type: none"> Specialized products for specific end uses Requires unique and rigorous quality standards 	
Niche	<ul style="list-style-type: none"> Specialty products and markets Focused on appearance grades, value-add products 	 Asia Europe
Commodity	<ul style="list-style-type: none"> Traditional dimension lumber and developing grades 	

Lumber by Value
5-Year Average¹





Lumber by Volume
5-Year Average¹



(1) 5-year average from 2015 to 2019, including strike impacted 2019

Allows Western to profitably service multiple markets throughout the cycle

Sample Lumber Products



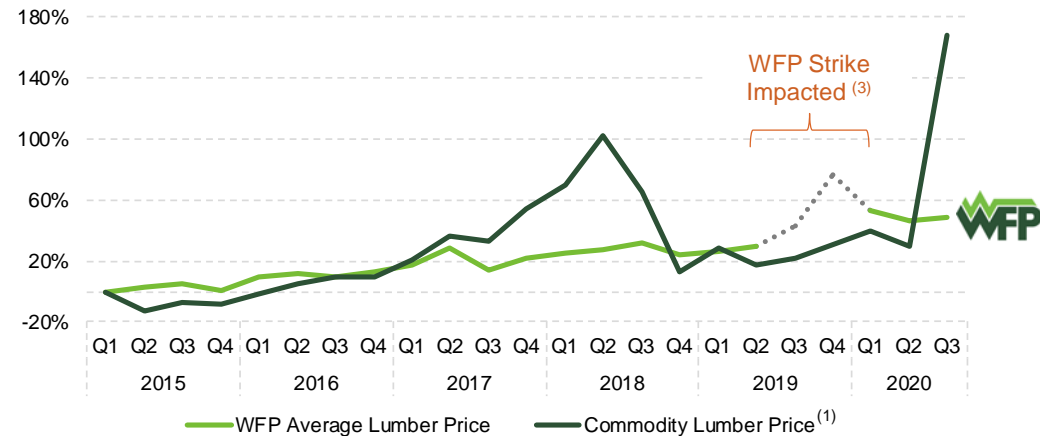
Diverse product offering manufactured from sustainably harvested forest profile

Specialty Product Focus

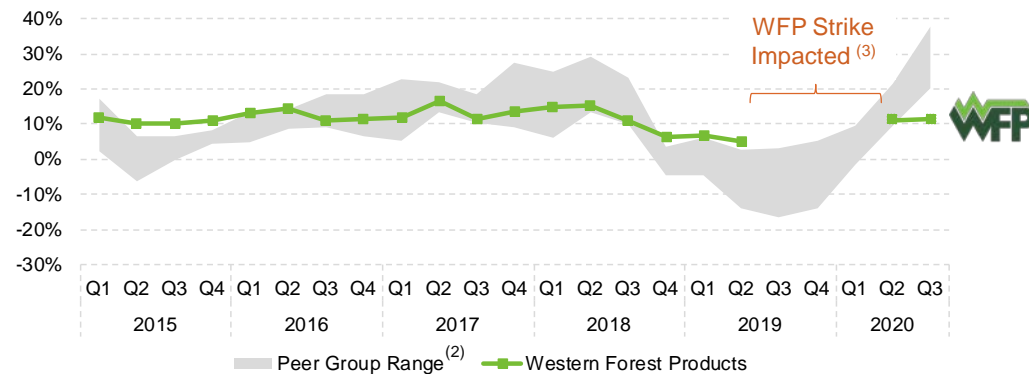


- Approximately 77% of lumber revenue is generated from non-commodity products
- Significant price premium to commodity lumber
- More stable margins through the cycle vs. commodity peers
- Product / market diversity and global exposure provide opportunities to maximize margin
- Cedar, niche and commodity grades will benefit from U.S. housing recovery and global demand

Relative Lumber Price Change Since Q1-2015



Quarterly Lumber EBITDA Margins Comparison



(1) KD Western SPF 2x4, #2&Btr; converted from US\$ to C\$

(2) High and low EBITDA margin range of West Fraser, Canfor and Conifex lumber segments and consolidated results of Interfor

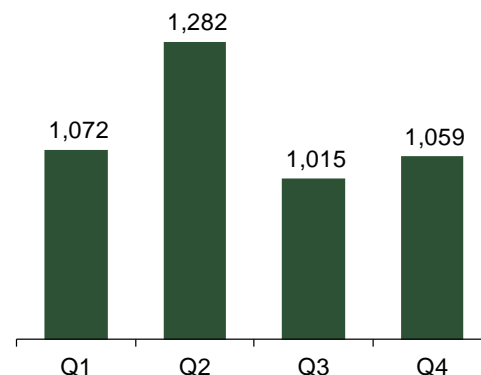
(3) Q3-19, Q4-19 and Q1-20 are not comparable for Western due to the strike

Focus on specialty products delivered 39 quarters of positive EBITDA over 10 years

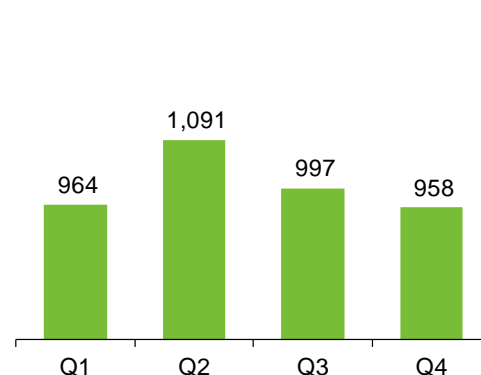
Seasonality of the Business

- Weather (snow pack, heat) and daylight can impact harvest volumes and costs
- Inventory levels can fluctuate through the year, impacting working capital
- Seasonal market demand can impact lumber production
- Typically higher lumber sales volumes in Q2 and Q3 when North American construction activity is at its peak

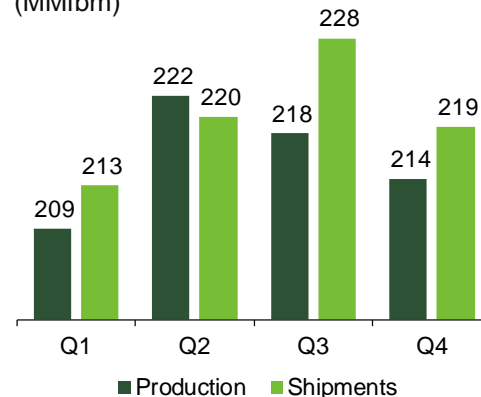
Harvest Volume¹
(000 m³)



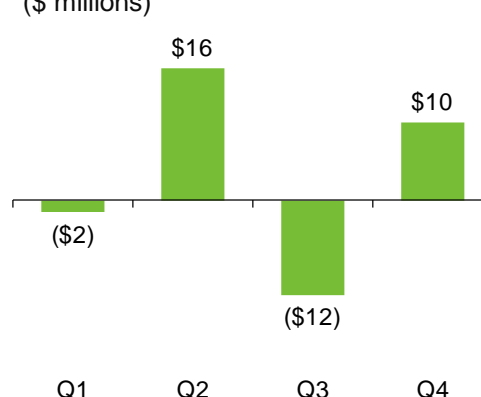
Closing Log Inventory¹
(000 m³)



Lumber Production & Shipments¹
(MMfbm)



Increase (Decrease) in Working Capital¹
(\$ millions)









(1) Average of last 5-years (2015 to 2019) excluding strike impacted Q3-19 and Q4-19

Seasonal influences impact operations and sales

Strategic Capital Investments



- Initiatives focused on:
 - Reducing costs
 - Increasing efficiency
 - Increasing production of targeted products
 - Growing production
- Applying proven technology in coastal operations



Capital projects expected to generate a return in excess of 20%

Competitive Strengths

- 1 Flexible manufacturing platform that can target a variety of global markets
- 2 Sustainable, diverse timber base providing a unique range of products
- 3 High margin specialty products for the U.S. market – cedar, timbers, moulding & millwork, industrial applications
- 4 Customer of choice for other coastal log producers due to competitive advantages of scale, financial strength and proximity
- 5 Low cost access to ocean shipping (break bulk, container & barge) to global markets
- 6 Warehousing and distribution facility to service U.S. customers in high value U.S. west coast corridor

Western is a compelling pure-play, solid wood products investment

How is WFP Different From its Public Lumber Peers



- 1 Pure play lumber and log, specialty company
- 2 Cedar and specialty products focused with commodity lumber component
 - Peers focused on commodity lumber with some specialty products
 - Significantly higher average product pricing versus commodity lumber peers
- 3 No mountain pine beetle impacted fibre
- 4 No historical rail or truck transportation issues; ocean going advantage
 - WFP uses the BNSF railway line to ship products

Appendix

Supplemental Materials

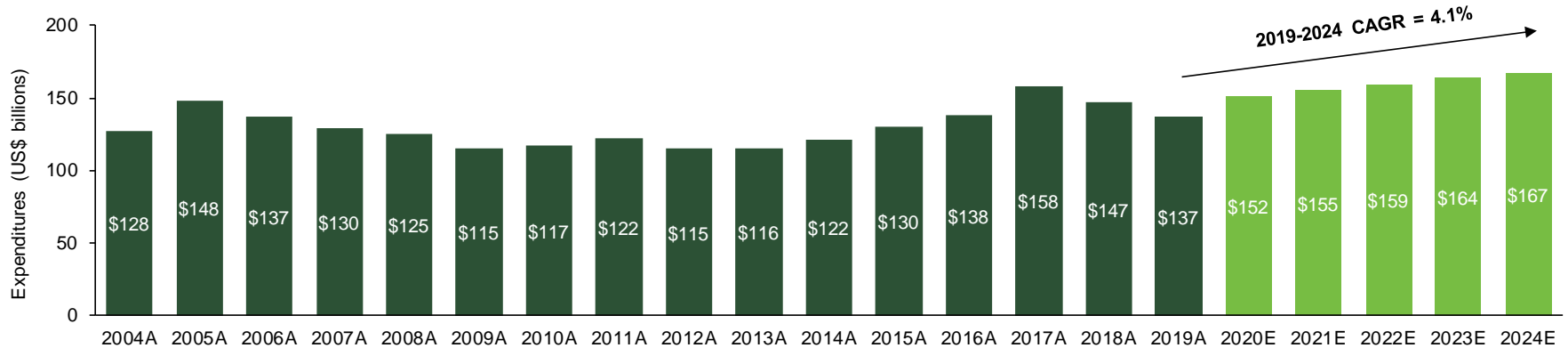


Western's Business to Benefit from Global Supply and Demand Factors

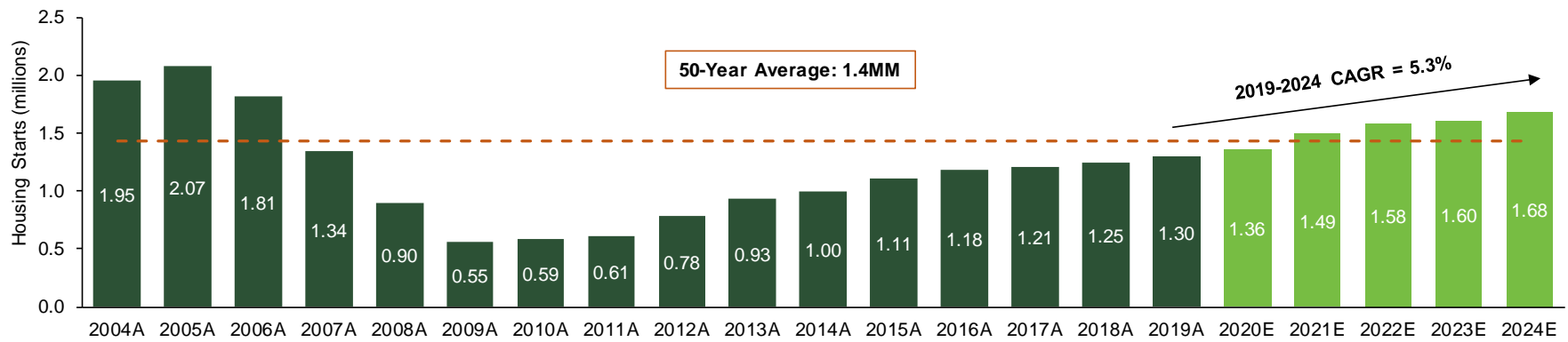


	Factors	Highly Attractive Underlying Supply / Demand Dynamics
Strong Underlying Demand Drivers for Wood Products	1 U.S. Economic and Housing Market Growth	<ul style="list-style-type: none">Increasing new home construction and robust repair and remodel activityTransition from supply driven to demand driven market expected to result in improved pricing for wood products
	2 Continued Growth in China	<ul style="list-style-type: none">Economic growth and urbanizationConsumption of wood will increaseLimited domestic fibre supply; increasing need for imports
	3 U.S. Supply Exit from Japan Market	<ul style="list-style-type: none">Repatriation of U.S. lumber exports back to U.S. market creates opportunity for WesternIncrease consumption of lumber
Reduced Supply of Fibre	4 Canadian Fibre Supply Reduction	<ul style="list-style-type: none">Mountain pine beetle to negatively impact B.C. interior fibre supply and lead to a reduction in B.C. interior lumber production

U.S. Repair & Remodel Expenditures



U.S. Housing Starts

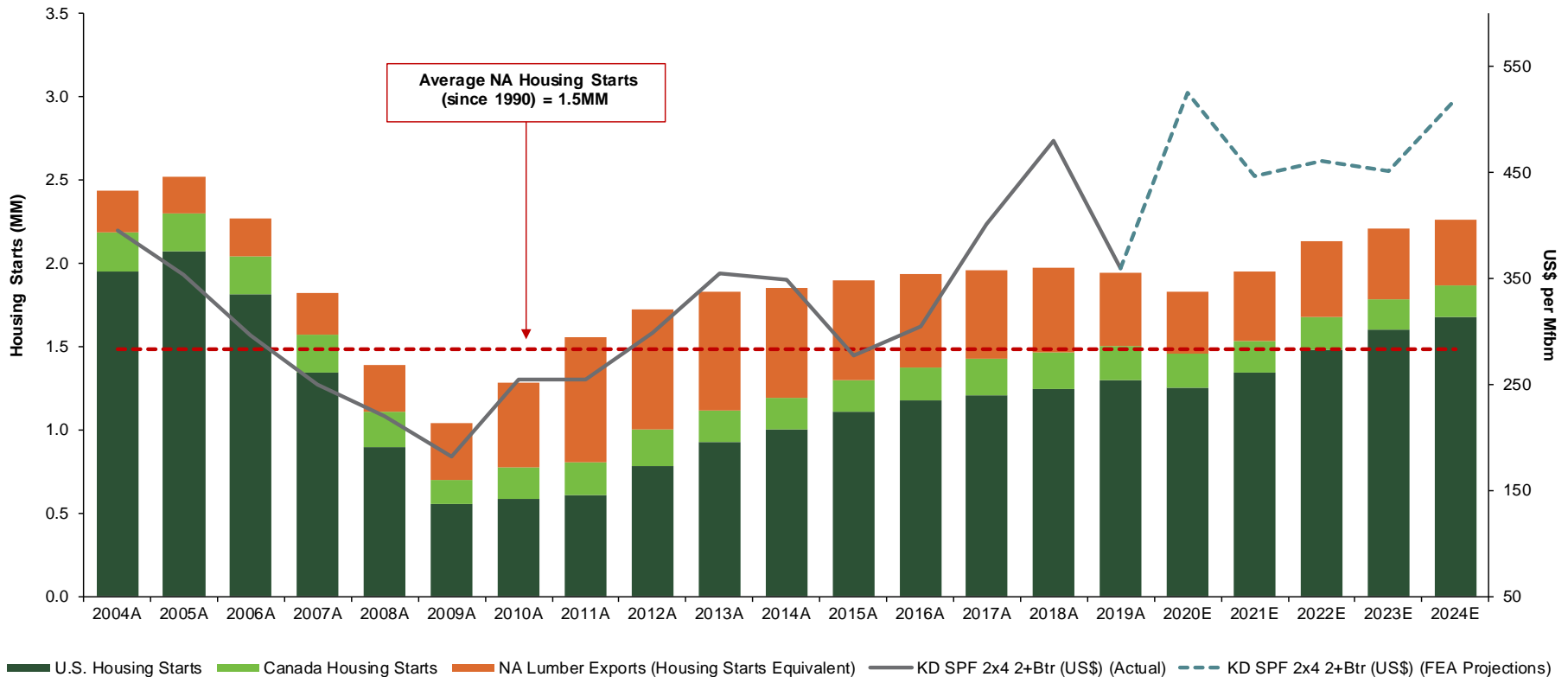


Demand Drivers: Supply / Demand Dynamics Will Positively Benefit the Industry



- Growing demand from U.S. and Asian markets and reduced supply from traditional sources is expected to benefit the industry long-term

Housing Starts (North American and Lumber Export Equivalent) vs. Western SPF Lumber Pricing

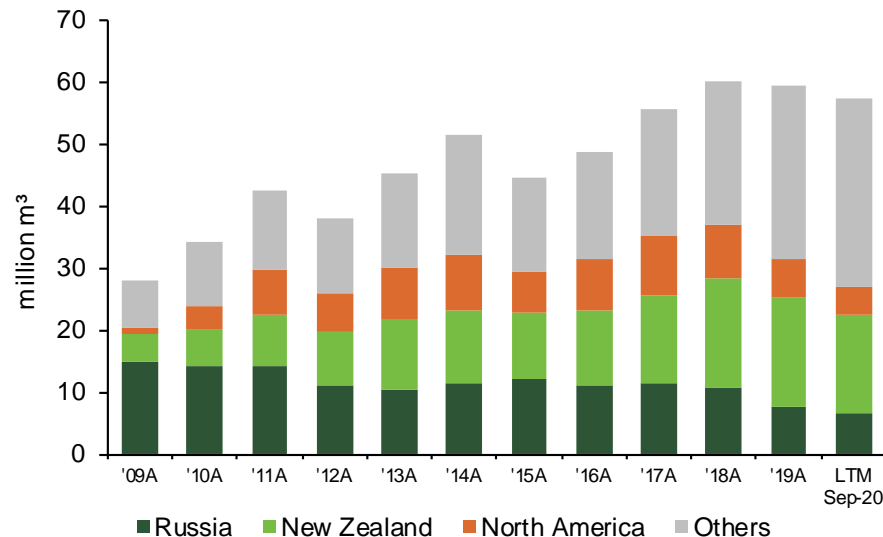


Demand Drivers: China Growth Has Changed Global Wood Products Demand Dynamics

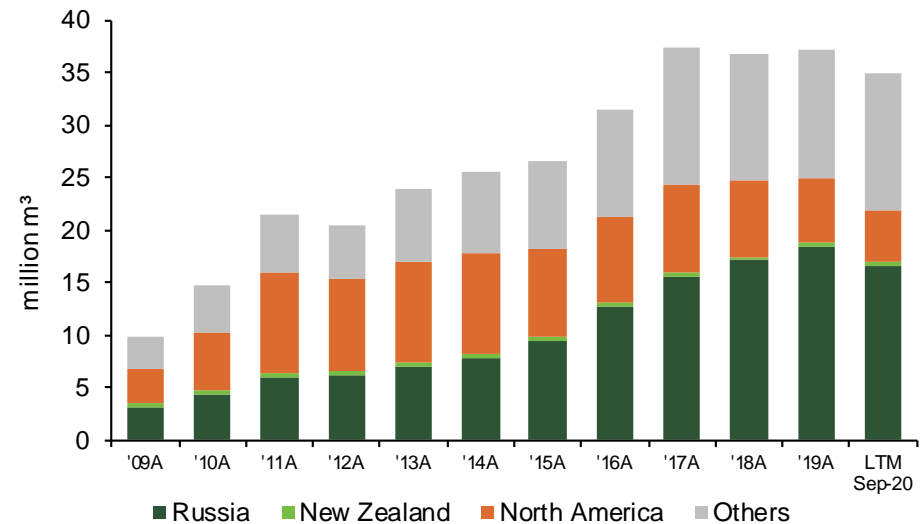


- A government commitment to housing and continued positive economic growth should support long-term demand for logs and lumber in China
- A deficit of domestic fibre will require China to rely on imports
- Rising wealth / urbanization trends expected to increase demand for lumber

China Log Imports



China Lumber Imports

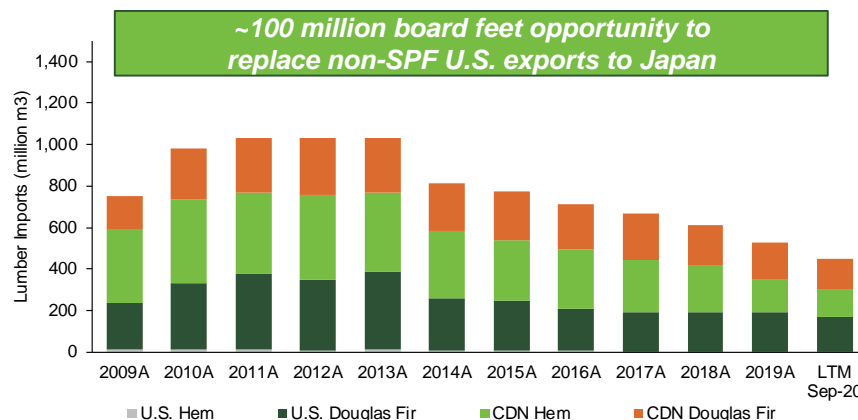


Demand Drivers: U.S. Supply Exit From Japan Will Create Market Opportunity

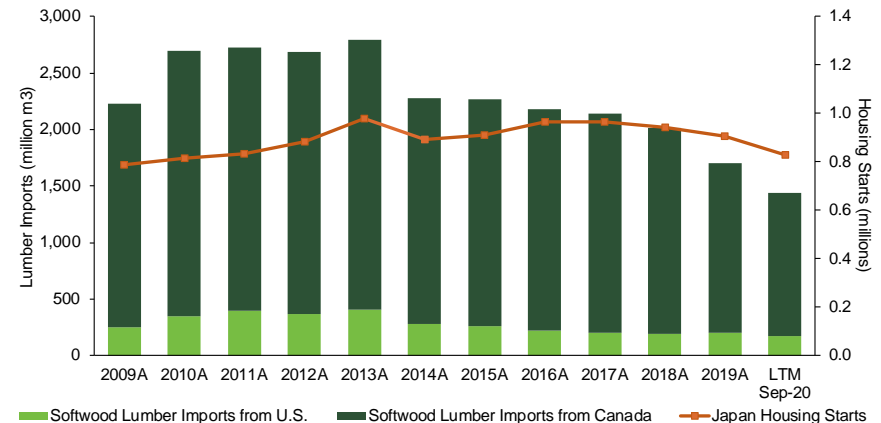


- Japan continues to be a major source of demand for wood products and lumber from North America
- After the global recession in 2008, certain suppliers in the U.S. West increased export activities to Japan due to a lack of U.S. domestic demand
 - As North American housing markets recovered, much of this U.S. supply has been diverted back to local U.S. markets, creating a supply gap in Japan and opportunity for Western's Japan products

Japanese Lumber Imports of Canadian and U.S. Douglas Fir and Hemlock



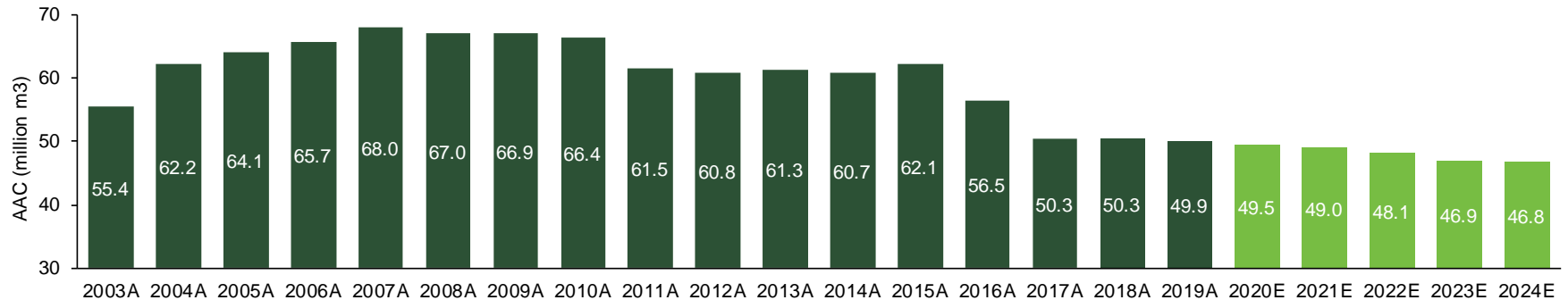
Japanese Imports of Canadian and U.S. Lumber and Japanese Housing Starts



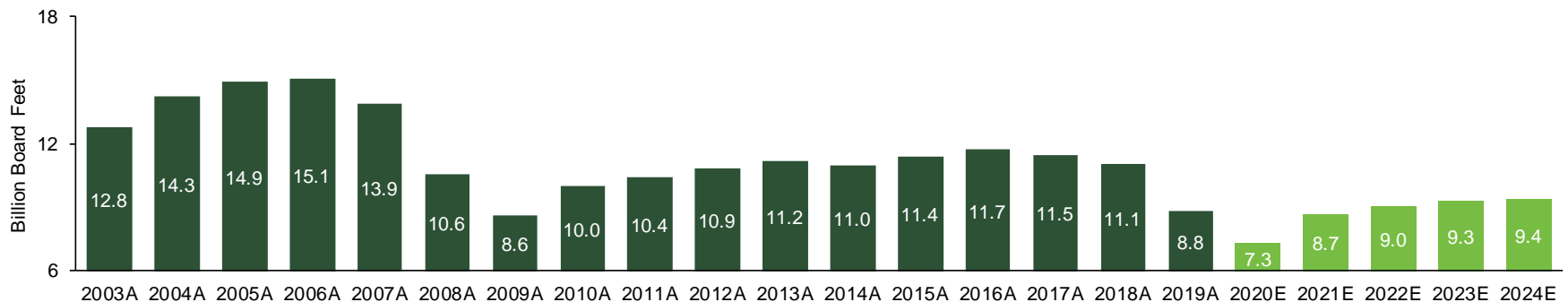
Supply Drivers: B.C. Interior Fibre Supply Reduction Will Lead to Reduced Lumber Production



B.C. Interior Allowable Annual Cut (“AAC”)



B.C. Interior Lumber Production

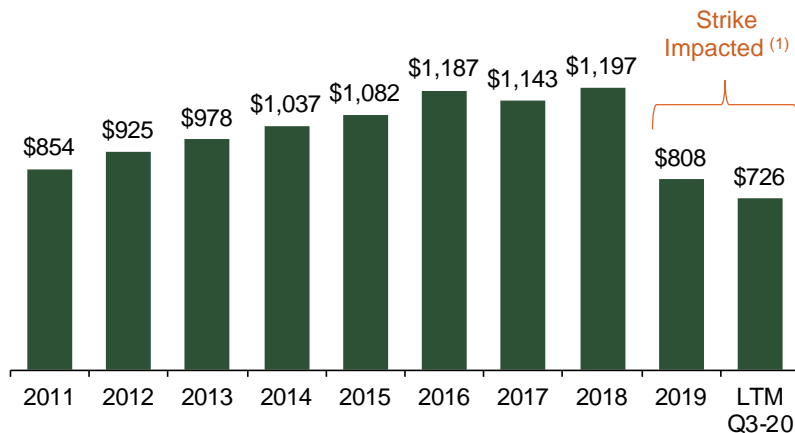


Source: Forest Economic Advisors (November 2020)

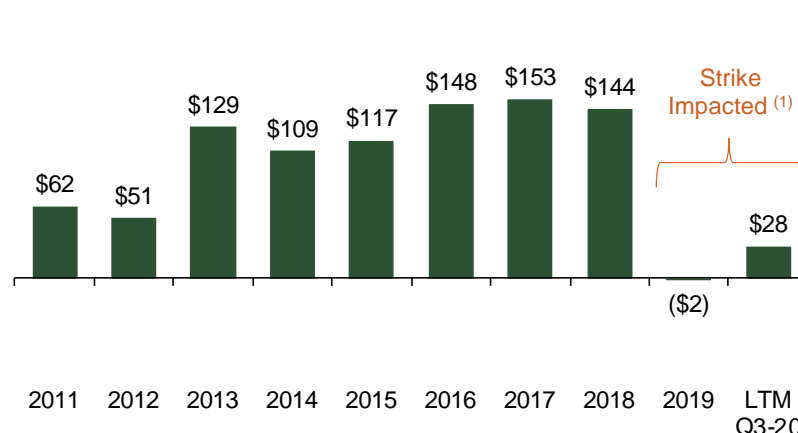
Mountain Pine Beetle epidemic and lower AAC in the B.C. Interior are expected to significantly reduce lumber production

Historical Financial Snapshot – Annual

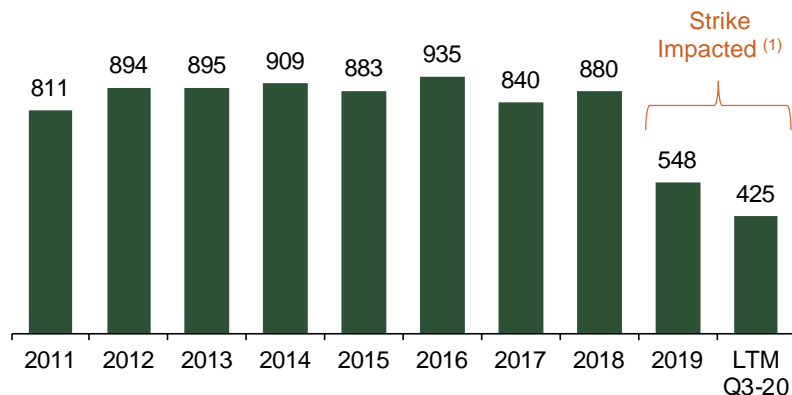
Revenue (\$ millions)



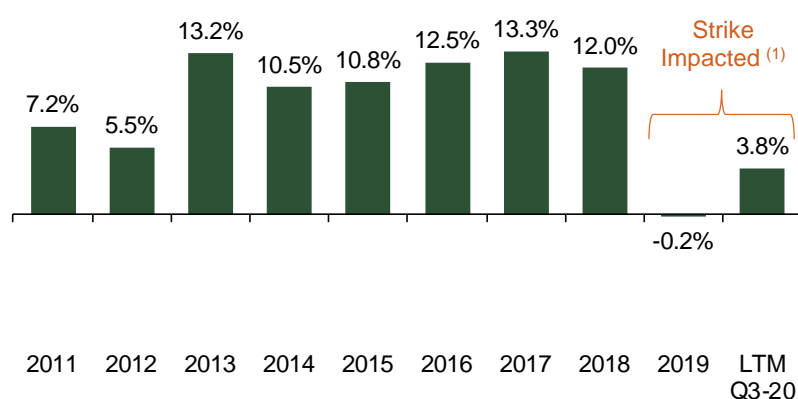
Adjusted EBITDA (\$ millions)



Lumber Shipments (MMfbm)



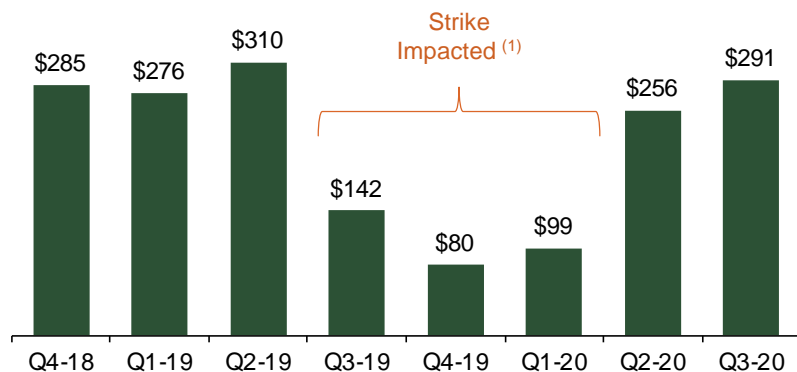
Adjusted EBITDA Margin %



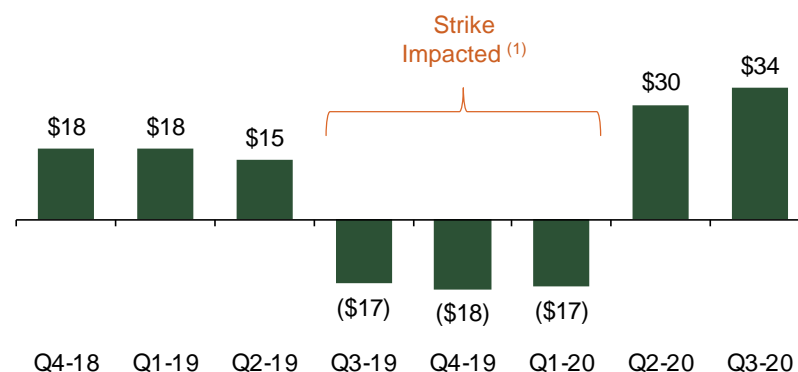
(1) All of Western's timberlands and most of our B.C. based manufacturing divisions were impacted by a strike by the United Steelworkers Local 1-1937 ("USW"), which commenced on July 1st, 2019. On February 15th, 2020, the USW members ratified a new 5-year collective agreement, which is effective as of June 15th, 2019 and expires on June 14th, 2024, ending the strike

Historical Financial Snapshot – Last 8 Quarters

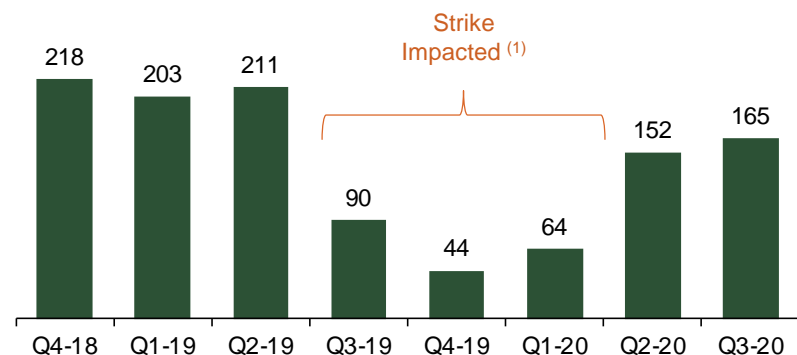
Revenue (\$ millions)



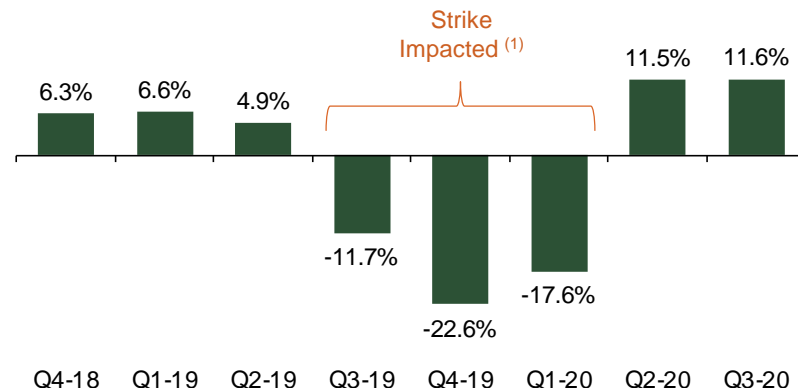
Adjusted EBITDA (\$ millions)



Lumber Shipments (MMfbm)



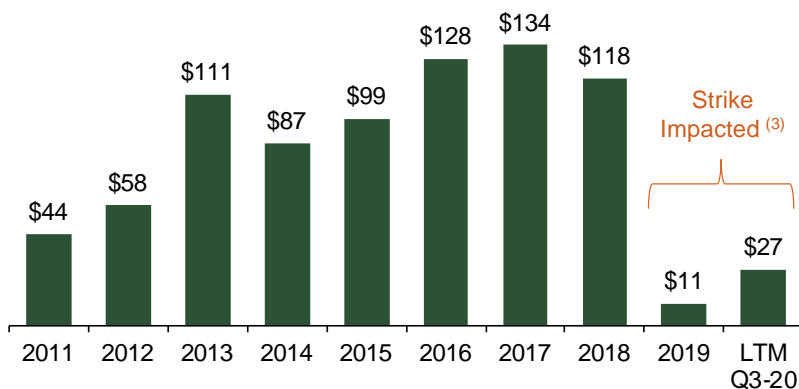
Adjusted EBITDA Margin %



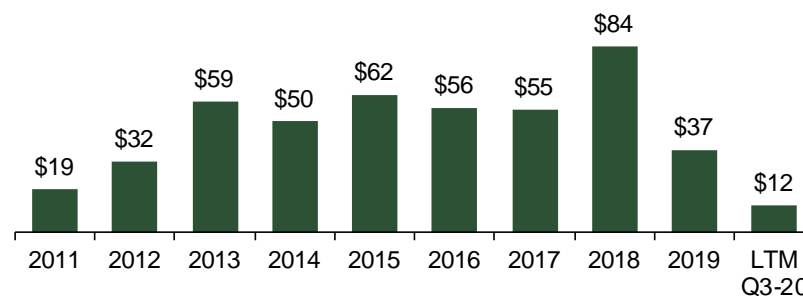
(1) All of Western's timberlands and most of our B.C. based manufacturing divisions were impacted by a strike by the United Steelworkers Local 1-1937 ("USW"), which commenced on July 1st, 2019. On February 15th, 2020, the USW members ratified a new 5-year collective agreement, which is effective as of June 15th, 2019 and expires on June 14th, 2024, ending the strike

Historical Cash Flow, Capital Allocation and Debt

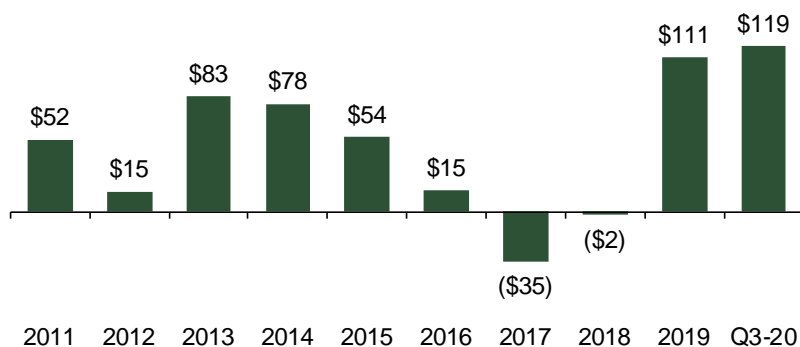
Cash Flow from Operations¹ (\$ millions)



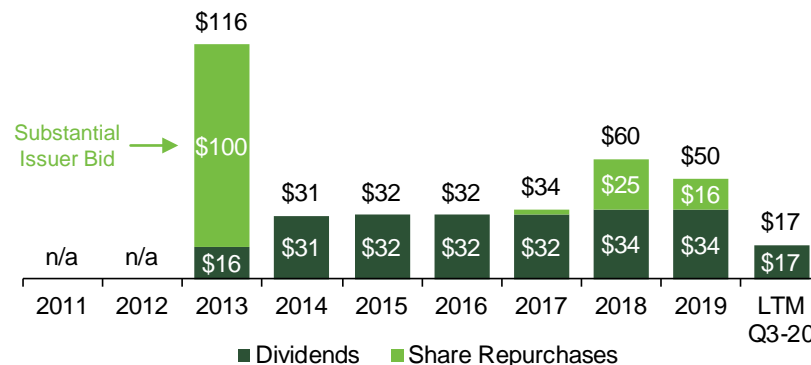
Capex² (\$ millions)



Net Debt / (Cash) (\$ millions)



Dividends⁴ & Share Repurchases (\$ millions)



(1) After changes in non-cash working capital

(2) Additions to property, plant and equipment; excludes acquisition capex

(3) All of Western's timberlands and most of our B.C. based manufacturing divisions were impacted by a strike by the United Steelworkers Local 1-1937 ("USW"), which commenced on July 1st, 2019. On February 15th, 2020, the USW members ratified a new 5-year collective agreement, which is effective as of June 15th, 2019 and expires on June 14th, 2024, ending the strike

(4) Dividend suspended in May 2020; the Board will continue to review the Company's dividend on a quarterly basis

Sawmills and Remanufacturing Facilities

Sawmills

Sawmill	Location	Log Diameter Focus	Capacity ¹	Production		2018 Production Mix ⁴			
				2019 ²	2018	WRC ³	Hemlock	Douglas Fir	Yellow Cedar
Ladysmith	Ladysmith, BC	Small	90	52	67	--	100%	--	--
Cowichan Bay	Duncan, BC	Medium	215	64	177	13%	87%	--	--
Saltair	Ladysmith, BC	Medium	240	96	214	22%	61%	17%	--
Alberni Pacific	Port Alberni, BC	Medium to Large	175	44	106	--	100%	--	--
Duke Point	Nanaimo, BC	Medium to Large	130	64	127	3%	91%	6%	--
Chemainus	Chemainus, BC	Medium to Large	130	47	99	100%	--	--	--
Somass ⁵	Port Alberni, BC	Medium to Large	90	--	--	--	--	--	--
Columbia Vista	Vancouver, WA	Medium to Large	80	57 ⁶	n/a ⁶	--	--	100%	--
Custom Cut	Multiple	Varies	n/a	67	74	27%	--	30%	43%
Sawmill Total			1,150	491	864	22%	66%	8%	4%

Remanufacturing and Distribution

Canada

Value Added Division – Chemainus, BC

Duke Point Planer – Nanaimo, BC

United States

Arlington Distribution and Processing Centre – Arlington, WA

Columbia Vista Sawmill, Planer and Kilns – Vancouver, WA

(1) Based on two shifts and 250 operating days, except Chemainus and Duke Point at three shifts

(2) All of Western's timberlands and most of our B.C. based manufacturing divisions were impacted by a strike by the United Steelworkers Local 1-1937 ("USW"), which commenced on July 1st, 2019. On February 15th, 2020, the USW members ratified a new 5-year collective agreement, which is effective as of June 15th, 2019 and expires on June 14th, 2024, ending the strike

(3) Western red cedar

(4) 2018 data shown due to the strike impacting 2019; data for 2019 is available in our 2019 Annual Information Form

(5) Somass was indefinitely curtailed in July 2017 due to a lack of log supply to operate the mill efficiently

(6) Acquired February 1, 2019

Analyst Coverage



Analyst Firm	Analyst Name	Contact
CIBC World Markets	Hamir Patel	<ul style="list-style-type: none">• 604 331-3047• hamir.patel@cibc.com
Raymond James	Daryl Swetlishoff	<ul style="list-style-type: none">• 604 659-8246• daryl.swetlishoff@raymondjames.ca
RBC Capital Markets	Paul Quinn	<ul style="list-style-type: none">• 604 257-7048• paul.c.quinn@rbccm.com
Scotiabank	Benoit Laprade	<ul style="list-style-type: none">• 514 287-3627• benoit.laprade@scotiabank.com
TD Securities	Sean Steuart	<ul style="list-style-type: none">• 416 308-3399• sean.steuart@tdsecurities.com

Investor Relations Contacts

These materials have been prepared by Management of the Company. No regulatory authority has approved or disapproved of the contents of these materials. These materials do not constitute an offer to sell or the solicitation of an offer to buy any securities of the Company and shall not constitute an offer, solicitation or sale of the Company's securities in any jurisdiction in which such offer, solicitation or sale would be unlawful. Securities of the Company may not be offered or sold in the United States absent their prior registration or qualification or an applicable exemption from the applicable registration or qualification requirements.

Stephen Williams

Executive Vice President & Chief Financial Officer
604-648-4572
swilliams@westernforest.com

Glen Nontell

VP, Corporate Development
604-648-4630
gnontell@westernforest.com