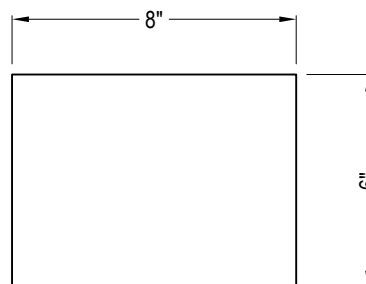
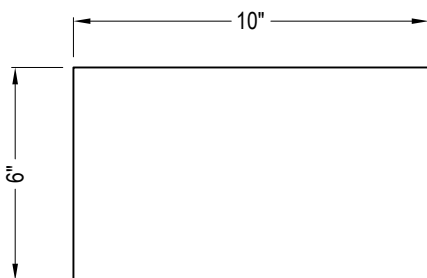


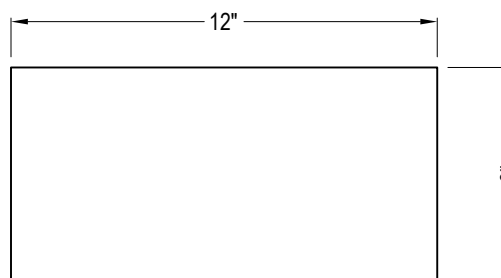
6X6



6X8



6X10

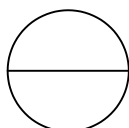


6X12

	APPEARANCE FULL SAWN ROUGH			
NOMINAL SIZE	6" X 6"	6" X 8"	6" X 10"	6" X 12"
NET SIZE	6" X 6"	6" X 8"	6" X 10"	6" X 12"
FINISH	FULL SAWN 4 SIDES	FULL SAWN 4 SIDES	FULL SAWN 4 SIDES	FULL SAWN 4 SIDES
SEASONING	GRN	GRN	GRN	GRN
PROFILE	SQUARE	SQUARE	SQUARE	SQUARE
PCS/PKG	32	24	20	16
WRAP	WESTERN	WESTERN	WESTERN	WESTERN

NOTES:

- DO NOT SCALE DRAWING.
- THIS DRAWING IS INTENDED FOR USE BY ARCHITECTS, ENGINEERS, CONTRACTORS, CONSULTANTS AND DESIGN PROFESSIONALS FOR PLANNING PURPOSES ONLY. THIS DRAWING MAY NOT BE USED FOR CONSTRUCTION.
- ALL INFORMATION CONTAINED HEREIN WAS CURRENT AT THE TIME OF DEVELOPMENT BUT MUST BE REVIEWED AND APPROVED BY THE PRODUCT MANUFACTURER TO BE CONSIDERED ACCURATE.



TIMBERS (APPEARANCE)

WESTERN FOREST PRODUCTS: APPEARANCE FULL SAWN 6" ROUGH